



**NEW KING JAMES
VERSION (NKJV)**



THE PARABLE OF THE LOST SHEEP

**MATTHEW 18:11-14,
LUKE 15:1-7**



Calvary Curriculum's *LITTLE ONES CURRICULUM*

THE PARABLE OF THE LOST SHEEP

Copyright © Calvary Curriculum. All rights reserved.

You may not, under any circumstances, sell, distribute, or commercially exploit the content or receive financial gain from these resources. Nor may you host it on any other website, transmit it, or store it on any type of electronic retrieval system without the prior written permission of Calvary Curriculum.

This curriculum may be printed/photocopied as many times as needed, for you or your classroom/church, as long as you adhere to the above paragraph.

Scripture taken from the New King James Version®.
Copyright © 1982 by Thomas Nelson, Inc.
Used by permission. All rights reserved.

All Illustrations
Copyright © by Matt Baker
All rights reserved.

Created by: Larry Enterline
Written by: Rebekah Enterline
Edited by: Barbie Enterline
Layout & Design by: Matt Enterline

THE PARABLE OF THE LOST SHEEP

Matthew 18:11-14,
Luke 15:1-7

JESUS LOVES _____

"The Son of Man
has come to save
that which was lost."
Matthew 18:11



Matt Baker

The PARABLE OF THE LOST SHEEP

MATTHEW 18:11-14,
LUKE 15:1-7



UNDERSTANDING THE STORY:

Jesus told a story to help people understand God's love. The story was about a man and his sheep.

- How many sheep does the man have in the story?
- What happened to one of the sheep?
- When the sheep is lost, what does the man do?

The man went into the mountains to seek the one lost sheep.

- What does it mean to "seek" something?
- What do you think it would be like to be the lost sheep?
- What do you think it would be like to be the man looking for his sheep?
- If the man finds his lost sheep, what does he do with the sheep? How does he feel about finding his sheep?

From this story, Jesus teaches us how much God loves people.

- Just like the sheep was lost, can people be lost and trapped by sin (badness)?
- Does God want all people to be saved from their sins? Does God want children to be saved from their sins?
- When a person asks for forgiveness of sin (repents), what happens in heaven?
(There is joy in heaven - Luke 15:7)

SIMPLE TRUTHS:

Jesus said that He came to earth to save people who are lost.

- What does it mean to "save" someone? (To rescue someone from danger.)
- What does Jesus save (rescue) people from?
- Why do we need to be rescued from sin? Why is sin a problem?

God doesn't want people's hearts to be far away from Him because of sin.

- How can people who are lost in sin be found by Jesus?
- What did Jesus do so that people can be rescued and saved from sin?

Just like the man in the story loved his lost sheep and wanted to find it, God so loves people and wants to save us from sin and give us eternal life with Him in heaven.

- What do we have to do to have our sins forgiven and to be saved by Jesus?
- Does anyone want to pray and ask Jesus to save you from sin and give you eternal life?
- Does anyone want to pray and thank God for His amazing love for you?

AND REMEMBER...

God loves you
so much!

MEMORY VERSE:

"The Son of Man has come
to save that which was lost."
Matthew 18:11

THE PARABLE OF THE LOST SHEEP

Matthew 18:11-14,
Luke 15:1-7

KEY WORDS FROM BIBLE STORY

PARABLE

SEEK

SHEEP

LOST

ONE

JOY

FIND THE **KEY WORDS** IN THE **WORDSEARCH**. THE FIRST LETTER OF EACH KEY WORD IS **BOLDED** IN WORDSEARCH.

Y	F	S	E	E	K	S	D
R	Y	Y	L	F	Z	C	I
A	S	H	E	E	P	M	S
Y	W	B	M	Z	I	Q	C
L	O	S	T	W	H	J	I
D	G	Y	B	S	J	O	P
E	O	B	V	E	L	Y	L
N	P	A	R	A	B	L	E
O	O	A	V	E	S	W	S

The PARABLE of the LOST SHEEP

Matthew 18:11-14,
Luke 15:1-7

"The Son of Man has come to save that which was lost."
Matthew 18:11



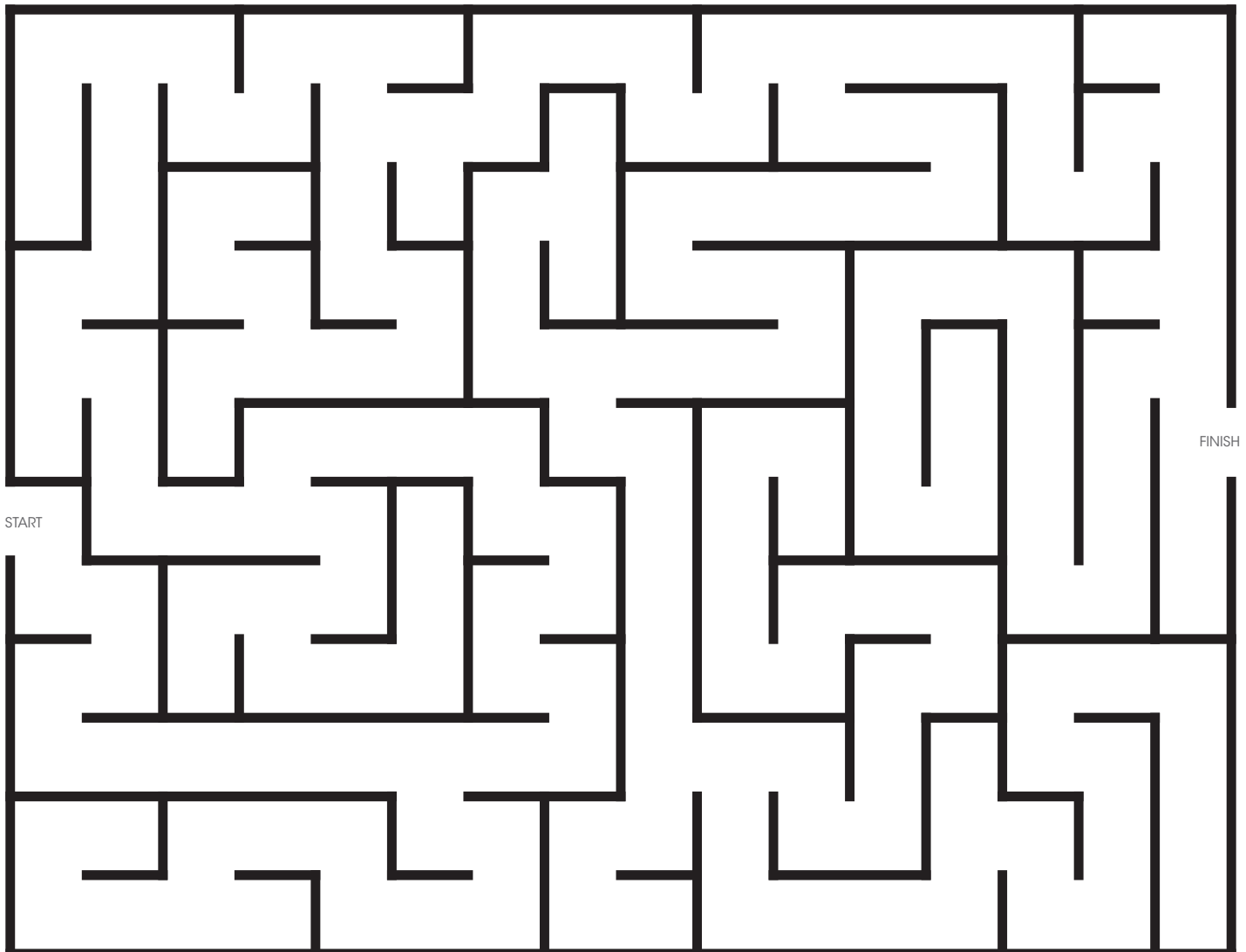
The PARABLE of THE LOST SHEEP

MATTHEW 18:11-14,
LUKE 15:1-7

FILL IN THE BLANK

"The Son of Man has come to _____ that which was lost."

Matthew 18:11



THE PARABLE OF THE LOST SHEEP **FIND THE DIFFERENCES**

ORIGINAL



6 CHANGES





THE PARABLE OF THE LOST SHEEP **THE CRAFT**

WHAT YOU WILL NEED:

- Scissors
- Utility Knife Box Cutter
- Hole Punch
- Glue
- Cotton Balls
- Yarn/String **OR** Pipe Cleaners
- 60lb (or heavier) Paper **OR** Cardstock Paper

BEFORE CLASS INSTRUCTIONS:

1. Make the necessary number of copies, using 60lb (or heavier) Paper **OR** Cardstock Paper.
2. Use scissors to cut out each of the sheep.
3. Using the Utility Knife Box Cutter, cut out the white area of the sheeps eyes.
4. Hole punch where the white dots are on either side of the sheep's face.
5. Attach yarn/string/pipe cleaner to each side of the sheeps face.



DURING CLASS INSTRUCTIONS:

1. During class, hand out the sheep mask to each of the children.
2. Help children glue the cotton balls to their sheep mask or color, if desired.
3. Help attach each sheep mask to each of the children.

