



**NEW KING JAMES  
VERSION (NKJV)**



# DAVID AND GOLIATH

**1 SAMUEL 17:1-52**



*Calvary Curriculum's LITTLE ONES CURRICULUM*

DAVID AND  
GOLIATH

Copyright © 2017 Calvary Curriculum. All rights reserved.

You may not, under any circumstances, sell, distribute, or commercially exploit the content or receive financial gain from these resources. Nor may you host it on any other website, transmit it, or store it on any type of electronic retrieval system without the prior written permission of Calvary Curriculum.

This curriculum may be printed/photocopied as many times as needed, for you or your classroom/church, as long as you adhere to the above paragraph.

Scripture taken from the New King James Version®.  
Copyright © 1982 by Thomas Nelson, Inc.  
Used by permission. All rights reserved.

All Illustrations  
Copyright © 2017 by Matt Baker  
All rights reserved.

Created by: Larry Enterline  
Written by: Rebekah Enterline  
Layout & Design by: Matt Enterline

**JESUS LOVES** \_\_\_\_\_

"...The LORD does not save with sword and spear; for the battle is the LORD's..."

1 Samuel 17:47

# DAVID AND GOLIATH

**1 SAMUEL 17:1-52**



# DAVID AND GOLIATH

1 SAMUEL 17:1-52



## UNDERSTANDING THE STORY:

**Saul, the king of Israel, had stopped obeying God. God chose somebody else to be king instead of Saul. (1 Samuel 16)**

- *Who did God choose to be the new king of Israel? Did David love God? Was David an older man or a young man/youth?*

**The armies of the Israelites and the Philistines came together to fight against each other in battle.**

- *What was the name of the Philistine champion? Why was the Israelite army afraid of Goliath?*

**David's older brothers were soldiers in the army of Israel. David's dad sent him to bring food to his brothers.**

- *When David came to where the battle was, he heard about Goliath. Was David afraid of the giant?*
- *What was David's job back home? When the bear and the lion attacked his sheep, what did David do? Did David do a good job taking care of the sheep?*
- *David told King Saul that the same God who had saved him from the lion and from the bear, would also save him from the Philistine giant. What can we learn about David? (He knew God and trusted God.)*

**David tried to wear King Saul's armor, but he couldn't walk with it on, so David took the armor off.**

- *When David went to the brook, what did he pick up and put into his bag? What is a sling? What kind of weapons did Goliath have?*

**Goliath said that he was going to kill David. David told Goliath that everyone would know that there was a God in Israel, because David was going to kill Goliath.**

- *Did Goliath or David look more powerful? Which one had strong weapons and good armor?*
- *When David ran toward Goliath, what did David do? What happened to Goliath?*
- *What can we learn about God? (He's powerful. He can use a person who does not have a lot, if they trust in God, because God can do anything.)*

## SIMPLE TRUTHS:

**God used David when he was young, to do something very great.**

- *Can God use young people today to do wonderful things? What's the best way to get ready to do great things? (Whatever God tells you to do, do it! Keep on obeying God, even in little things.) How did David get ready to kill the giant?*

**David remembered how God had helped him before and he knew that God could help him again.**

- *Is it important for us to remember how powerful God is?*
- *When we have a problem, should we think about how big our problem is or about how God can help us?*
- *Sometimes we are afraid. We should remember that we are never alone. Who is always with us?*

**David had only a staff and a sling with five stones, but God was with him.**

- *We are like David; we don't have much. But, if God is with us, do we have enough? Can God use the little that we do have to do something very great?*
- *Let's talk to Jesus about what we have learned from this story!*

## AND REMEMBER...

*God is all powerful and He loves you very much!*

## MEMORY VERSE:

*"...The LORD does not save with sword and spear; for the battle is the LORD's..." 1 Samuel 17:47*



# DAVID AND GOLIATH

1 SAMUEL 17:1-52

## KEY WORDS FROM BIBLE STORY

King Saul  
Israel  
God  
Goliath  
David  
Stone  
Sling

FIND THE **KEY WORDS** IN THE **WORDSEARCH**. THE FIRST LETTER OF EACH KEY WORD IS **BOLDED** IN WORDSEARCH.

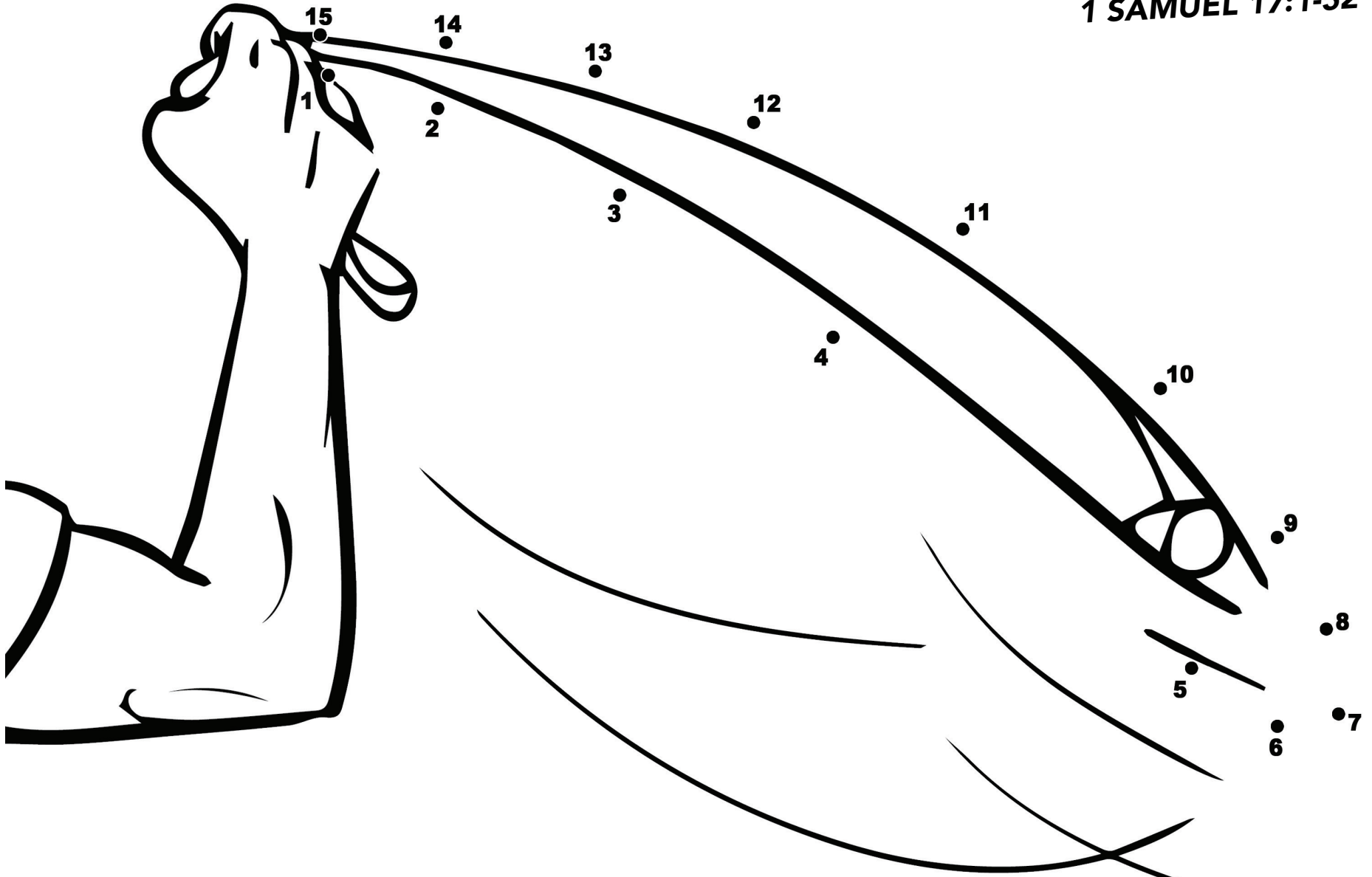
<b>S</b>	T	O	N	E	J	B	Z
R	<b>Y</b>	Y	L	<b>G</b>	O	D	I
<b>A</b>	<b>G</b>	O	L	I	<b>A</b>	T	H
Y	W	B	M	Z	I	Q	H
<b>I</b>	S	R	<b>A</b>	E	L	<b>A</b>	H
Z	<b>A</b>	H	D	<b>A</b>	V	I	D
<b>S</b>	L	I	N	<b>G</b>	E	I	P
<b>K</b>	I	N	<b>G</b>	S	<b>A</b>	U	L

**MEMORY VERSE:**

"...The LORD does not save with sword and spear; for the battle is the LORD's..." 1 Samuel 17:47

# DAVID AND GOLIATH

**1 SAMUEL 17:1-52**



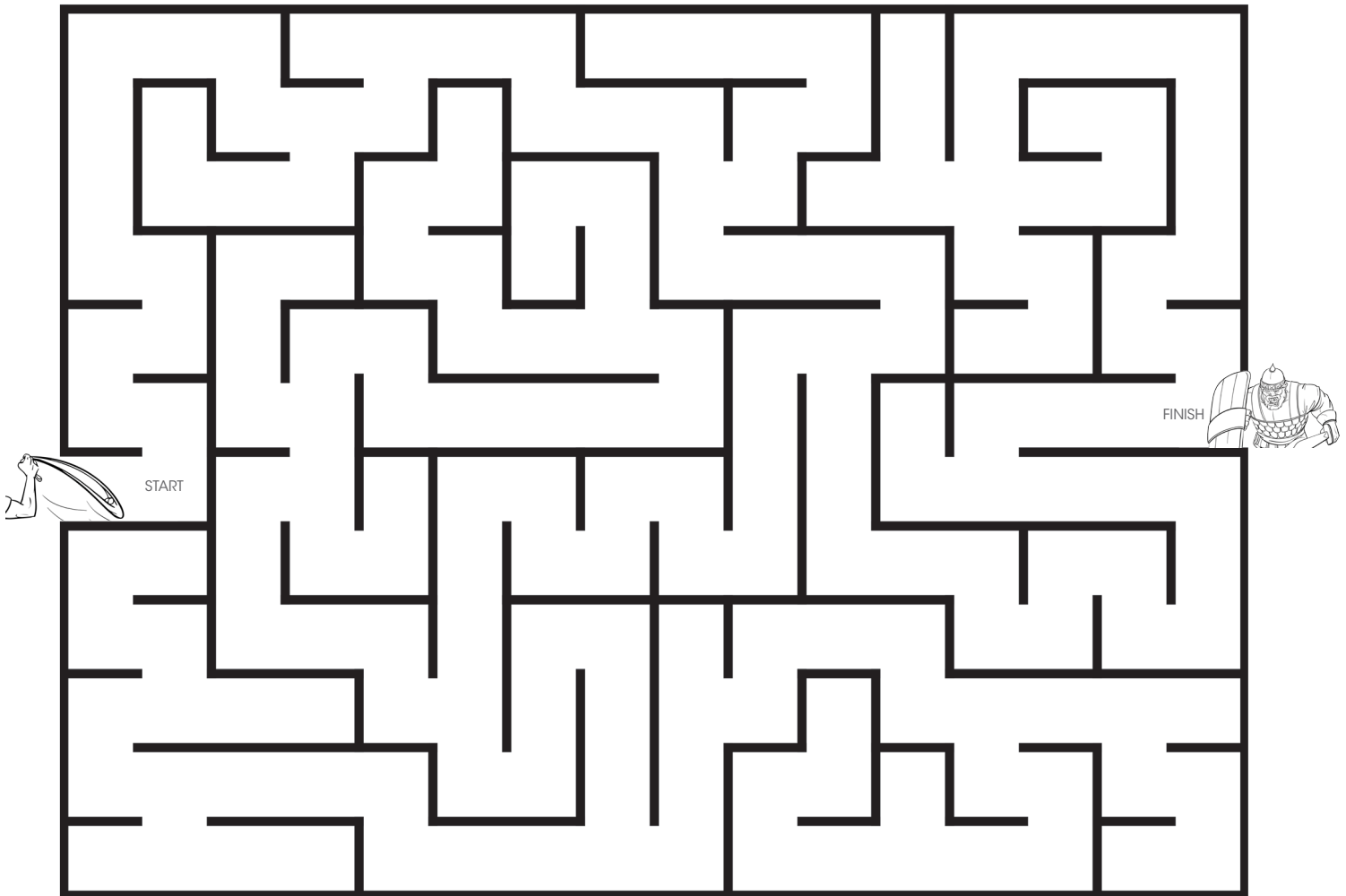
# DAVID AND GOLIATH

1 SAMUEL 17:1-52

## FILL IN THE BLANK

"...The LORD does not save with \_\_\_\_\_ and spear; for the battle is the LORD's..."

1 Samuel 17:47



# DAVID AND GOLIATH FIND THE DIFFERENCES

ORIGINAL



6 CHANGES



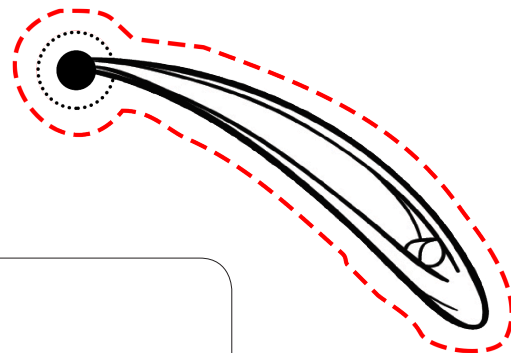
# DAVID AND GOLIATH <sup>THE</sup> CRAFT

## WHAT YOU WILL NEED:

- Scissors
- ½ inch **OR** 1 inch Brass Fasteners
- 32lb (or heavier) Paper **OR** Cardstock Paper

## BEFORE CLASS INSTRUCTIONS:

1. After making your copies of the slingshot onto a heavyweight paper OR cardstock paper, use scissors to cut out slingshot.
2. Hole-punch where black dot is on the slingshot.
3. After making your copies of craft sheet, use either the brass fasteners or another sharp object to poke a hole inside the dotted circle, which is near David's hand. (In class that is where the brass fastener will attach the slingshot).



## DURING CLASS INSTRUCTIONS:

1. Using the brass fastener, attach the slingshot to David's hand (child can "help" with this, if old enough). The slingshot should easily swing around. If it does not swing easily, you may need to make the hole larger near David's hand.



**JESUS LOVES** \_\_\_\_\_

"...The LORD does not save with sword and spear; for the battle is the LORD's..."

1 Samuel 17:47

# DAVID AND GOLIATH

**1 SAMUEL 17:1-52**



Matt Baker

